

# Introduction to Moodle: Lesson 9

## Reports

Moodle furnishes several tools for monitoring student participation in Moodle-based activities.

### Recent Activity

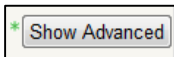
One of the default items in the miscellaneous column on the right side of the Moodle Home Page is **Recent Activity**. Click on **Full report of recent activity**.



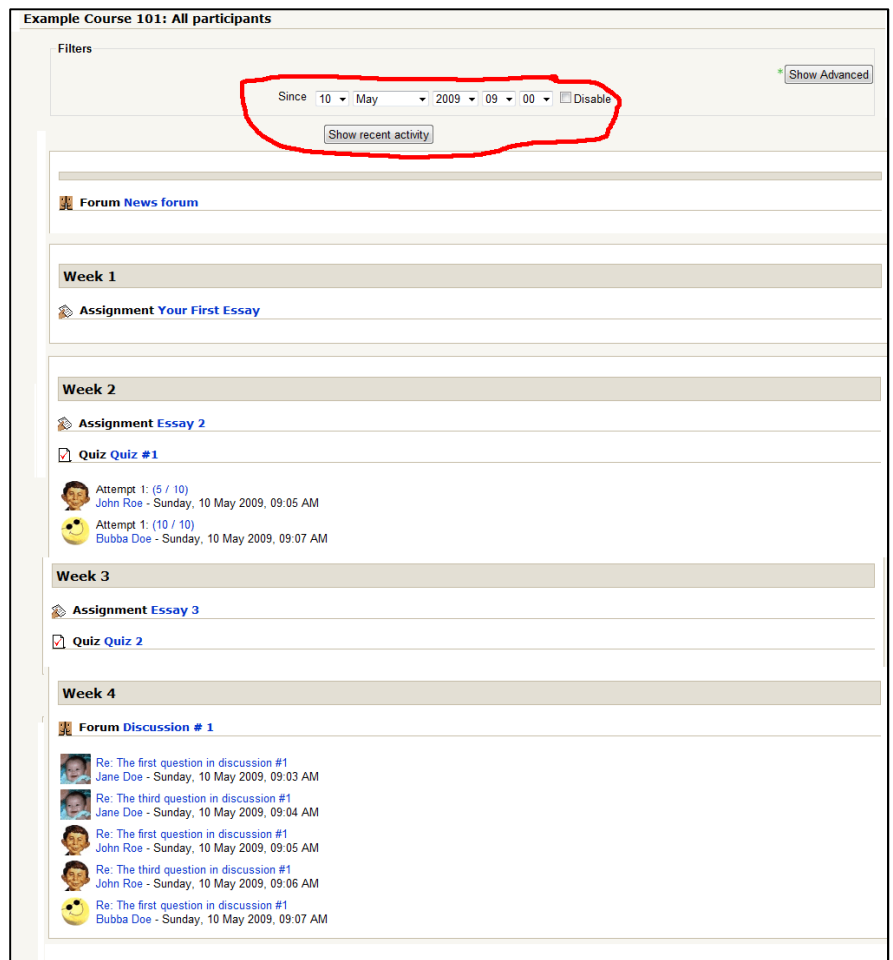
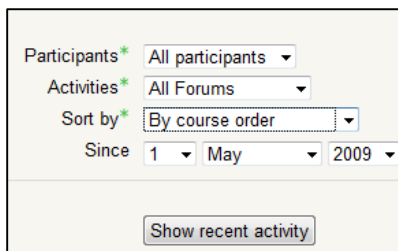
You will see a report on participation in things that you have assigned: assignments, discussions, and quizzes for example.

You can select the period of time by choosing the date in the “Since:” box at the top.

You can expand your range of choices for the report by clicking on the **Show advanced** button.



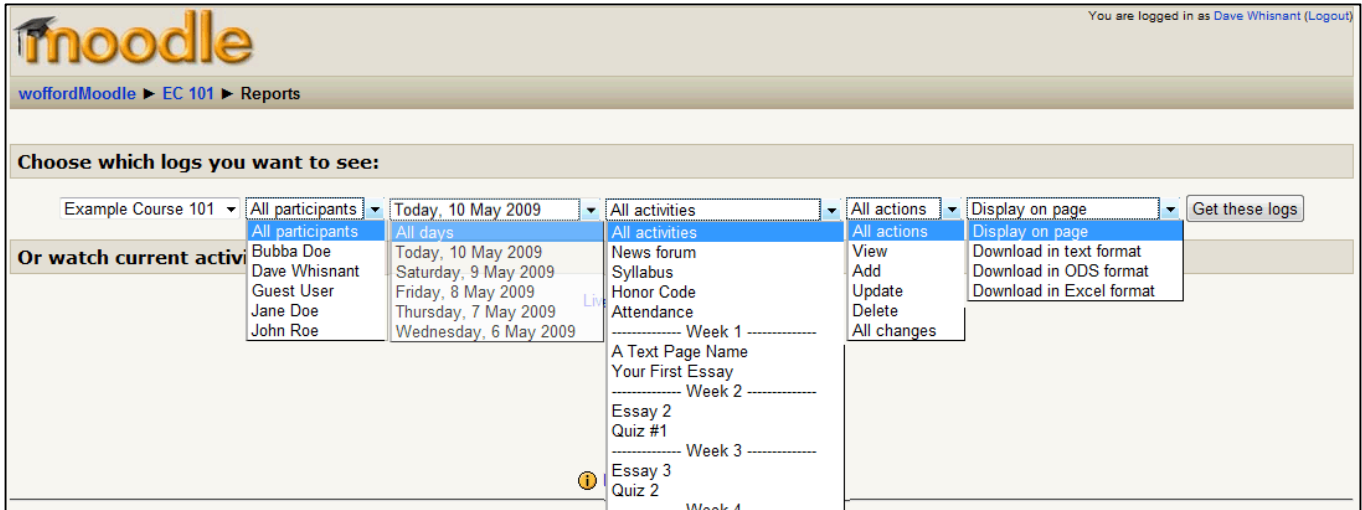
For example, you can limit the report to all people participating in all discussions since May 1, 2009.



# Reports

For a more extensive set of reports, click on **Reports** in the **Administration** menu.

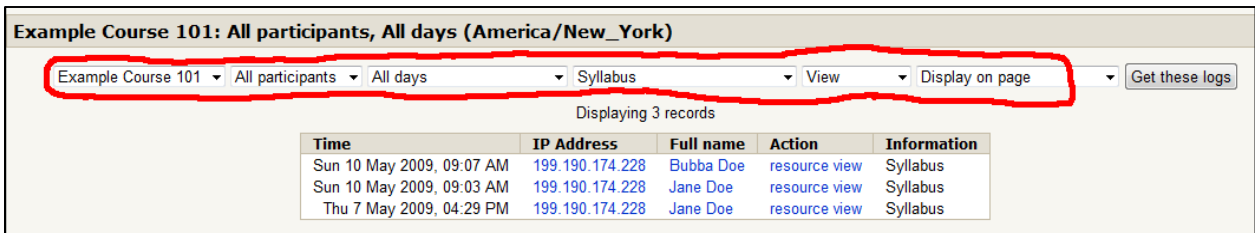
A lot of possibilities exist:



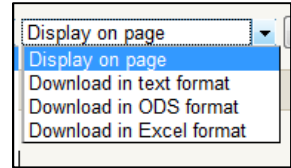
For example, you may want to see how many items Jane Doe has added to Discussion #1. The report includes the dates and the IP address of the computer from which she was working. If you wish to go directly to Jane’s post, click on the “forum add post” link in the “Action” column, and a pop-up window will display what Jane has written.



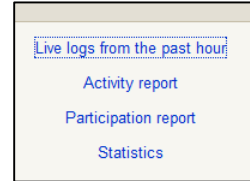
Or you may wonder who has looked at the syllabus you have posted online.



Note that you can download the report in several forms: as a text file, an OpenOffice spreadsheet, or an Excel spreadsheet. This may be useful if there is a lot of data in the report.



You also can look at a few pre-packaged reports.



**Live logs from the past hour** shows Moodle activity in the past hour.

An **Activity report** shows the total amount of activity for each item on your course Home Page.

Computed from logs since Monday, 26 January 2009, 02:44 PM.

Activity	Views	Last access
News forum	4	Thursday, 7 May 2009, 04:28 PM (2 days 17 hours)
Syllabus	3	Sunday, 10 May 2009, 09:07 AM (1 hour 7 mins)
Honor Code	3	Sunday, 10 May 2009, 09:07 AM (1 hour 8 mins)
Attendance	-	
<b>Week 1</b>		
A Text Page Name	3	Sunday, 10 May 2009, 09:06 AM (1 hour 8 mins)
Your First Essay	45	Sunday, 10 May 2009, 09:01 AM (1 hour 13 mins)
<b>Week 2</b>		
Essay 2	7	Saturday, 9 May 2009, 12:52 PM (21 hours 22 mins)
Quiz #1	8	Sunday, 10 May 2009, 09:07 AM (1 hour 7 mins)
<b>Week 3</b>		

A **Participation report** supposedly allows you to select students who have not done a particular activity and send them a bulk email. This would be useful, but I have not been able to get it to work.

**Statistics** shows a graph of various kinds of activity.

